


Star 360 Reports

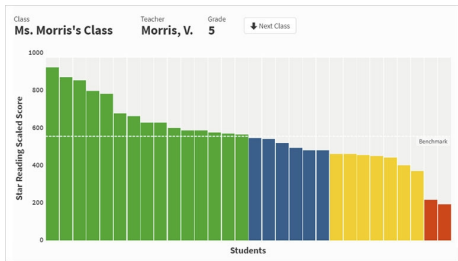
Coming soon, you will notice enhanced reporting capabilities for Renaissance Star 360®. Check out the refreshed, modern look to these updated reports.

You'll also enjoy:

- **One-stop-shop:** find all reports and dashboards in one, central location
- **Consistent data:** follow the same steps for every report in every product
- **Additional student group options:** run reports for small groups, classes, teachers, schools, or districts
- **Expanded reporting:** run your favorite reports for additional products
- **Updated PDFs for printing:** enjoy a new look for your on-the-go printouts



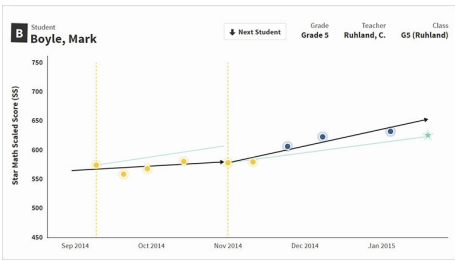
Download booklet



Star Screening Report

Star Screening reports show the distribution of students in a class according to State, District, or School benchmarks. Run this report in the fall to determine a baseline, and then periodically throughout the year to track student achievement.

Available for: Star Reading, Star Math, Star Early Literacy



Star Progress Monitoring

Use the goal setting functionality in the software to set up appropriate and attainable goals. Then monitor student progress throughout the year to see how students are performing in relation to their individual goals. Goal line and trajectory toward that goal makes it easy to determine if students are on target to meeting their goals. Make modifications to goals or intervention, as needed.

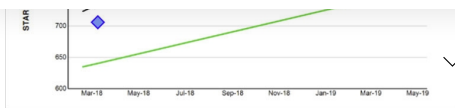
Available for: Star Reading, Star Math, Star Early Literacy

Student	Test Date	Rank	GP	SS	GE	PR	NCE	IRL	COMP	ZPD
Adams, Elbert	08/04/2017	6	8.00	594	8.2	53	51.6	7.6	45	4.5-8.2
Appelhof, Laura	08/04/2017	15	8.00	526	4.8	10	23.0	4.4	68	3.3-5.2
Arendse, Barb	08/04/2017	5	8.00	574	8.6	58	54.2	8.5	31	4.6-8.6
Bailey, Barclay	08/04/2017	19	8.00	490	4.0	5	13.4	3.7	108	3.0-4.5
Baldwin, Nicole	08/04/2017	16	8.00	513	4.7	9	21.8	4.2	36	3.3-5.2
Barrett, Bella	08/04/2017	4	8.00	1045	9.4	63	57.0	9.3	2	4.6-9.4
Benson, Abigail	08/04/2017	11	8.00	697	6.3	28	37.7	5.9	138	4.1-6.3
Clifton, Bob	08/04/2017	14	8.00	531	4.8	11	24.2	4.4	128	3.3-5.2
Farrell, Hope	08/04/2017	18	8.00	454	4.0	6	17.3	3.8	7	3.0-4.5
Filipow, Eva	08/04/2017	7	8.00	911	8.0	50	50.0	6.9	124	4.5-8.0
Flynn, Nick	08/04/2017	10	8.00	731	6.5	31	39.6	6.1	76	4.2-6.5
Foss, Edith	08/04/2017	9	8.00	774	6.8	35	41.9	6.2	23	4.3-6.8

Star Summary

Provides a summary of students' scores including Scaled Score (SS), Percentile Rank(PR), Grade Equivalent (GE), Normal Curve Equivalent (NCE), Instructional Reading Level (IRL), Zone of Proximal Development (ZPD) and a distribution summary of PR, GE, and IRL scores.

Available for: Star Reading, Star Math, Star Early Literacy, Star Reading Spanish, Star Math Spanish, Star Early Literacy Spanish



Baldovini, Nicole	12	06/13/2017	533	5.0	44	51.1	4.4	—
		06/17/2017	476	4.4	26	39.6	4.0	—
		Change	-55	-0.6	-18	-11.5	-0.4	—
Barrett, Bella	55	06/13/2017	441	3.8	24	39.0	3.7	—
		06/16/2017	521	4.8	35	44.7	4.3	—
		Change	+80	+1.0	+11	+5.7	+0.6	—



Star State Performance

See how students are likely to perform on your state summative assessments using the [State Performance report](#). It is suggested to run this report periodically throughout your year prior to your state summative assessment so you have enough time to better influence student outcomes. The Star State Performance Report can be generated for the individual student or class.

Available for: Star Reading, Star Math

Star Growth Report

The [Growth Report](#) shows **both** achievement (Scaled Score, Percentile Rank) and growth scores (Student Growth Percentile).

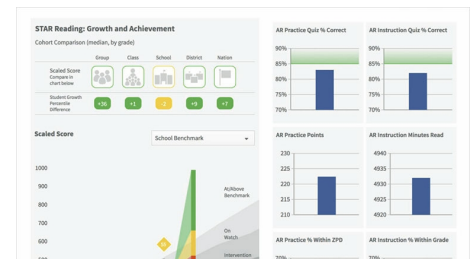
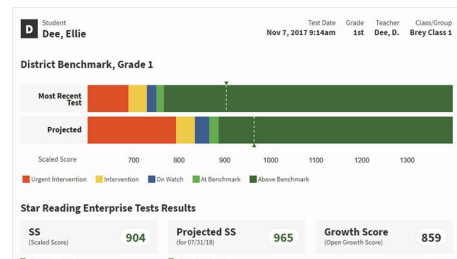
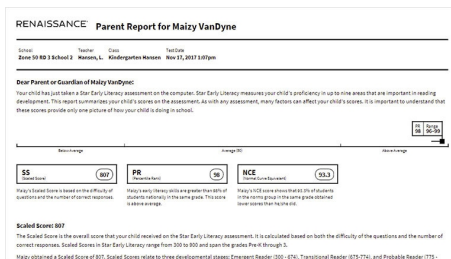
Achievement indicates whether performance is below, above, or on par with grade-level expectations. **Growth** explains shows the progress the student is making over time. Run this report periodically throughout the year to track student achievement and growth. This report allows you to see the change between two testing events and highlights the test scores that contribute to the SGP.

Available for: Star Reading, Star Math, Star Early Literacy

Star Mastery Dashboards

Mastery Dashboards display student level of mastery of state standards at the [domain](#), [standard](#), [skill](#), and [subskill](#) levels. Track student mastery throughout the year to get deeper insight into what skills the student has mastered and which skills need further attention. Projected scores are also indicated on this report.

Available for: Star Reading, Star Math, Star Early Literacy, Star Reading Spanish, Star Math Spanish, Star Early Literacy Spanish



Star Parent Report

Parent reports available in [English](#) and [Spanish](#) for Star Reading, Star Math, Star Early Literacy, and [Star Custom](#) provides a summary of student performance and a brief definition of scores.

Available for: Star Reading, Star Math, Star Early Literacy, Star Reading Spanish, Star Math Spanish, Star Early Literacy Spanish

Star Instructional Planning Report

Indicates the [skills](#) students are ready to learn next based on their placement in the learning progression.

Available for: Star Reading, Star Math, Star Early Literacy, Star Reading Spanish, Star Math Spanish, Star Early Literacy Spanish

Star Dashboard Overviews

[Dashboard overviews](#) in reading and math provide a wealth of information all in one place. View student achievement toward state, district, or school expectations and track growth within the school year or across multiple school years to help determine if students are on the right path.

Available for: Star Reading, Star Math



Our site uses cookies to ensure you have the best possible experience. By continuing to use the site, you agree to this process.

Ok

RENAISSANCE®

Products

Solutions

Resources

About

Support

Request a Demo

Instructional Reading Level (IRL), and Zone of Proximal Development (ZPD). Also included are Domain scores. Domain scores, which range from 0-99, are proficiency estimates that indicate the likelihood that a student would be able to correctly answer questions in that domain.

Available for: Star Reading, Star Math, Star Early Literacy, Star Reading Spanish*, Star Math Spanish*, Star Early Literacy Spanish*

* ZPDs are not reported for Star Reading Spanish, Star Math Spanish, or Star Early Literacy.

Star Custom Reports — Included with Star 360

Item Responses

The [Item Response Dashboard view](#) shows you which responses were chosen on student assignments for Multiple Choice questions and Constructed Responses questions.

Monitor Student Mastery

Domain Mastery Percentage – Using data from [Star 360](#) computer-adaptive assessments, the Domain Mastery Percentage view shows level of mastery at the domain level for a specific grade.

Standards Mastery Percentage within the Domains shows the level of mastery for a specific standard.

You can also drill down to the student level to [view individual student's level of mastery](#). This view uses Star computer-adaptive data and data from Star Custom to provide a 360 degree view of student mastery.

Review Student Results

Review Students Results view provides teachers with their students' results on skills and assignments.

The [assignment/assessment page](#) allows you to view a list of assignment results.

You can also drill down to view [results for all students](#), or drill down further to view [all results for one student](#).

RENAISSANCE®

Products

Solutions

Resources

About

Support

Request

To accelerate learning for all children and adults of all ability levels and ethnic and social backgrounds worldwide




Awards & Recognition



Help for Parents

Login Help

Careers
Us 

System Star


a Demo

Connect with us



©Copyright 2019 Renaissance Learning, Inc. All rights reserved. | [Privacy Policy](#) | [Copyright Policy](#) | [Terms of Use](#)

Our site uses cookies to ensure you have the best possible experience. By continuing to use the site, you agree to this process.

Ok